

# theLuxa S180 E BK

Item no.: 1010588

**theben**

Presence and motion detectors  
Outdoor detectors

## Description

- Passive infra-red motion detector
- For outdoor use
- Additional creep under protection
- Sensor head can be turned by  $\pm 90^\circ$  horizontally and by  $30^\circ$  downwards
- Adjustable brightness switching value and switch-off delay
- Mixed light measurement suitable for the control of fluorescent, incandescent, halogen lamps and LEDs
- Zero-cross switching for relay-saving switching and high lamp loads
- Teach-in of current brightness value possible
- Pulse function
- Test function for checking detection area
- Installation on flush-mounted socket possible (60 mm)
- Single-handed plug-in installation
- Instant start-up possible via factory preset
- Controls are place protected
- Terminal for protective earth conductor



## Technical data

theLuxa S180 E BK	
Operating voltage	230 V AC
Frequency	50 Hz
Stand-by consumption	~0.9 W
Light measurement	Mixed light measurement
Number of channels	1
Colour	Black
Switching output	Light
Installation type	Wall installation
Setting range brightness	5 – 1000 lx

theLuxa S180 E BK	
Switching capacity	10 A at 230 V AC, $\cos \varphi = 1$ , 6 A at 230 V AC, $\cos \varphi = 0.6$ , 3 AX at 230 V AC, $\cos \varphi = 0.3$
Detection angle	$180^\circ$
Installation height	2 – 4 m
Light switch-off delay	1 s-20 min
Incandescent/halogen lamp load	2300 W
Fluorescent lamp load (conventional) not corrected	2300 VA

Subject to technical changes and misprints

additional information at: [www.theben.de/product/1010588](http://www.theben.de/product/1010588)

The load data are determined with exemplary selected illuminants and are therefore typical data due to the large number of available products.

# theLuxa S180 E BK

Item no.: 1010588

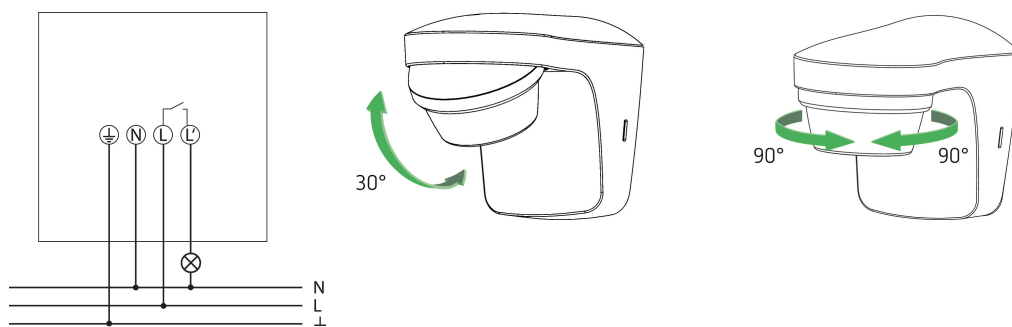
**theben**

## Technical data

	theLuxa S180 E BK
Fluorescent lamp load (conventional) parallel-corrected	1200 VA 120 µF
Fluorescent lamp load (conventional) series-corrected	2300 VA
Fluorescent lamp load (electronic ballast)	1000 W
Energy saving lamps	250 W
Inrush current	max. 300 A / 200 µs
LED lamp < 2 W	50 W

	theLuxa S180 E BK
LED lamp 2-8 W	500 W
LED lamp > 8 W	500 W
Lamps	Incandescent/halogen lamps, fluorescent lamps, Energy saving lamps, LEDs
Ambient temperature	-25°C ... 45°C
Impact resistance	IK04
Protection class	II
Type of protection	IP 55

## Connection example



## Detection range for planning applications

Mounting height (A)	Diagonally (t)	Head on to (R)
2 m	9 m	3 m
2.5 m	12 m	5 m
3 m	12 m	5 m
3.5 m	12 m	5 m
4 m	9 m	3 m

Subject to technical changes and misprints

additional information at: [www.theben.de/product/1010588](http://www.theben.de/product/1010588)

The load data are determined with exemplary selected illuminants and are therefore typical data due to the large number of available products.

07/05/2022

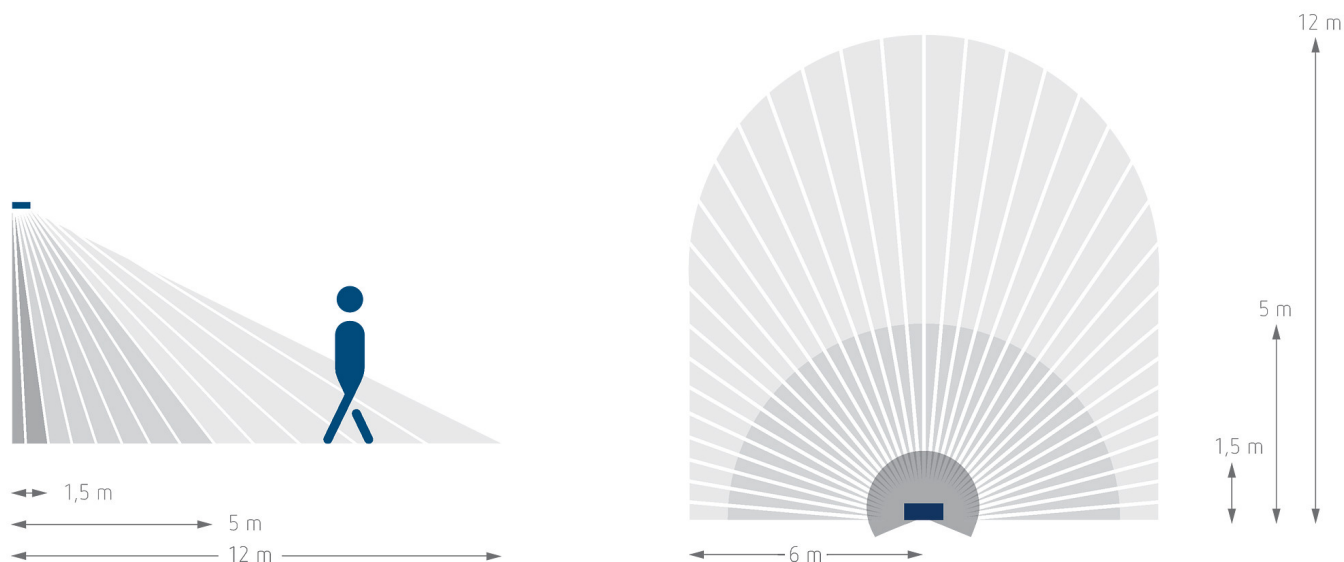
Page 2 of 4

# theLuxa S180 E BK

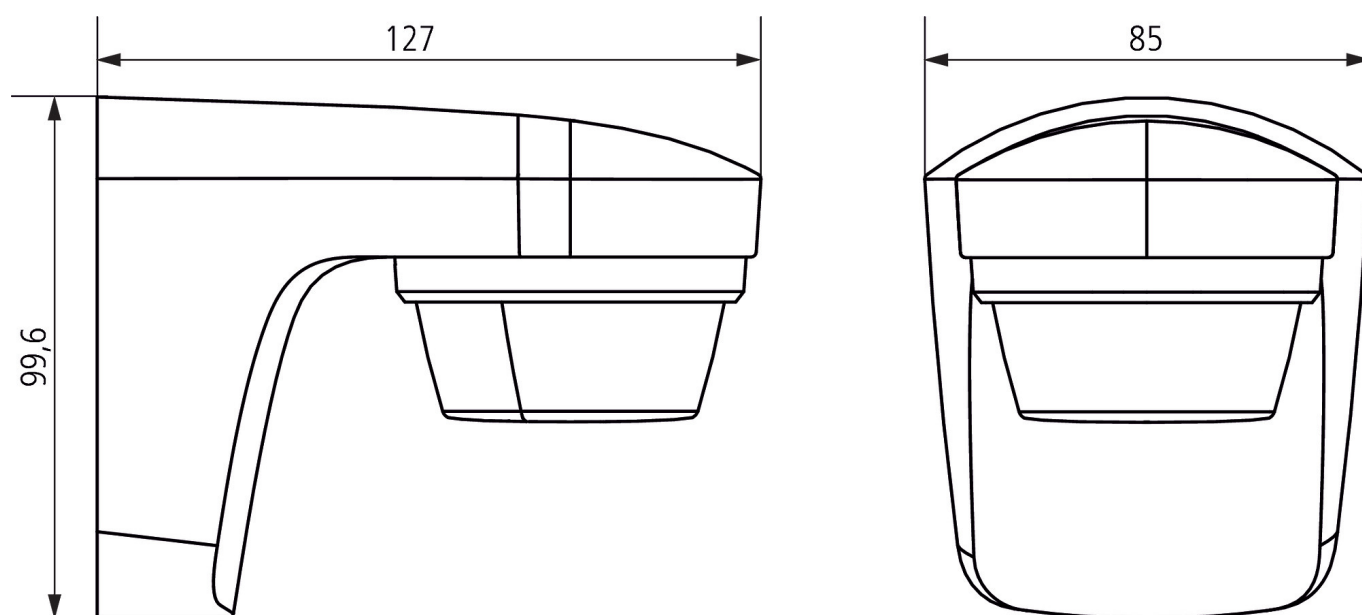
Item no.: 1010588

**theben**

## Detection range for planning applications



## Scale drawings



Subject to technical changes and misprints

additional information at: [www.theben.de/product/1010588](http://www.theben.de/product/1010588)

The load data are determined with exemplary selected illuminants and are therefore typical data due to the large number of available products.

07/05/2022

Page 3 of 4

# theLuxa S180 E BK

Item no.: 1010588

**theben**

## Accessories

---

### Corner angle theLuxa S BK

Item no.: 9070903



### Spacer theLuxa S BK

Item no.: 9070907

